

NKS PRESET LIBRARY: KORG COLLECTION 4

For Complete Kontrol / Maschine



Freelance
SoundLabs

freelancesoundlabs.com

1 February 2023

Intro

Welcome to the Korg Collection 4 NKS Library for the Native Instruments Complete Kontrol / Maschine software and hardware.

This library contains NKS presets for the factory content for all instruments in the Korg Collection 4 bundle. Each instrument has fully tagged presets with detailed controller maps, library artwork and sound previews.

Includes NKS libraries for the following instruments:

- Arp Odyssey
- Electribe-R
- Kaoss Pad (Effect)
- M1
- microKorg
- miniKorg
- MonoPoly
- MS-20
- Polysix
- Prophecy
- Triton
- Triton Extreme
- Wavestation
- LegacyCell (*currently only VST2 supported*)

Compatibility / Requirements

- Supports Complete Kontrol 2.8+ / Maschine 2.16+
- Supports Maschine MK2/MK3/Studio
- Supports All Complete Kontrol Keyboards
- **Supports VST3**
- Supports PC / MAC
- **15GB of HDD space needed for library files!**
- [Korg Collection 3 VST Required](#)

You need to have the VST3 version of the plugins installed

Download

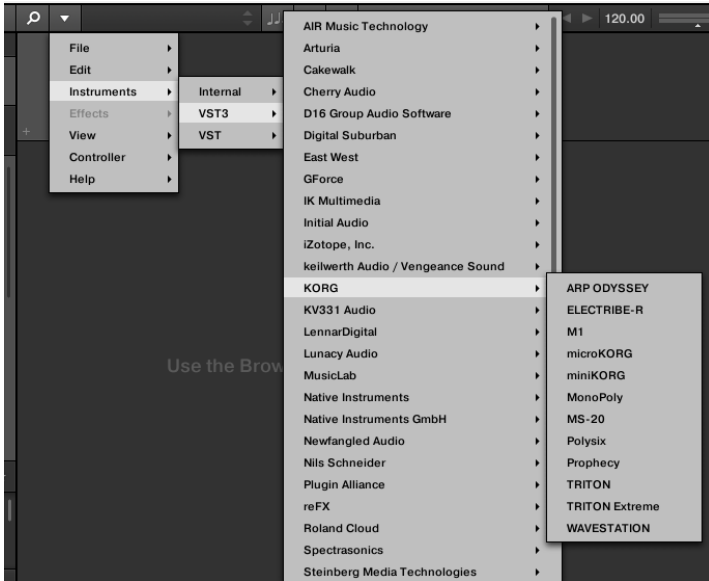
A free version is available that contains a handful of presets for you to test with.

The full version is available for purchase with an immediate download.



Installation

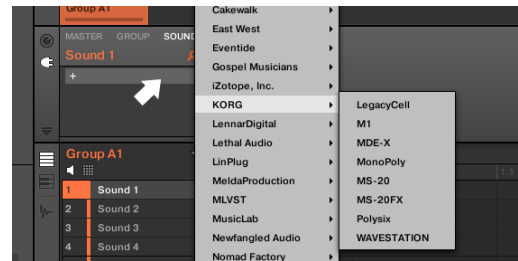
UPGRADE NOTE: If you are upgrading from Korg Legacy or Korg Collection 2/3 you can simply delete the existing NKS library folder for Korg Legacy and copy the new NKS library presets. Copy and merge the image/database files which will update any existing legacy artwork and add new artwork



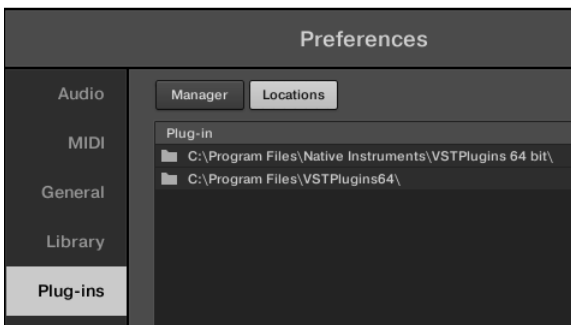
First ensure you have the VST plug-in installed and available to the software.

In *Komplete Kontrol* It should already appear in your File > Plug-ins VST3 menu.

In *Maschine* open the plug-in browser and check the VST is listed:



If the plugin does not appear in the plugin list above, check your Preferences > Plug-ins locations tab and ensure the VST location where your VSTs are installed is added into this. For VST3, this should be added by default but check this. For VST2 plugins this may be a custom location (especially on Windows)



Once the plug-in is confirmed installed and working with the software, copy the preset and artwork (if included) to the following locations:

Database Files: Contains the browser images and database details for the *Komplete* browser. Place the "image" and "dist_database" folders in the following location (being sure to copy ALL contained folders as they are included):

Windows: C:\Users\Public\Public Documents\NI Resources

MAC: /Users/Shared/NI Resources

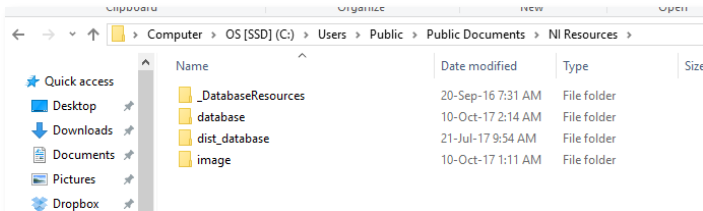
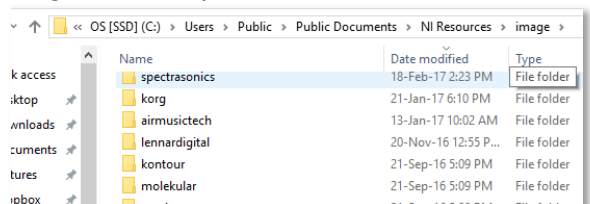
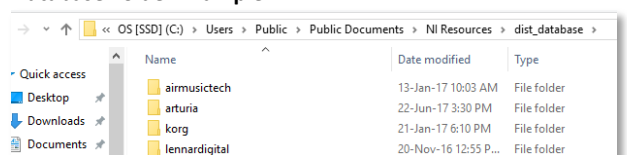


Image Folder Example:



Database Folder Example:



All User library database and image files will be held in these folders with a unique folder for each vendor/plugin.

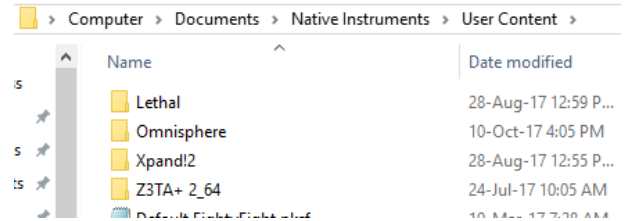
NOTE: Be sure to copy ALL folders into the above locations. You want to add the folders with the existing folders. Mac users should be cautious NOT to “Replace” the entire image or database folder with the included ones. You must copy these folders INTO the image and database folders **(Merge)**

Preset Files: Contains the preset files that need to be added to your user library. Copy this folder to your user library location. By default the user library is located at:

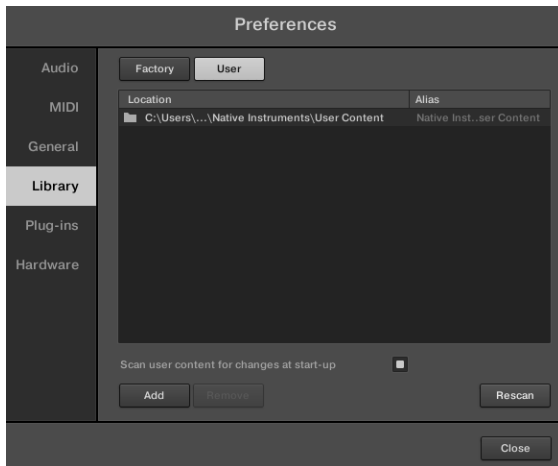
WIN: C:\Users\[USER]\Documents\Native Instruments\User Content

MAC: Users/[USER]/Documents/Native Instruments/User Content

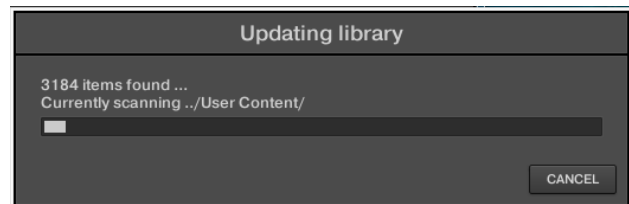
You can confirm this location within the Komplete\Maschine software Preferences > Library > User Library




NOTE: If you already have a previous version of this NKS library you should delete it and replace with the latest version.



After the files have been copied, launch the Komplete Kontrol in **STANDALONE** mode to do a library update. If the software is not set to auto-scan on start-up, open Preferences > Library then select Rescan



If everything has worked correctly you should now see the plug-in listed in the browser with an assigned category, artwork for the plug-in and the installed presets will be listed in the browser. A new installed library will create a new Bank entry.

Be sure you are looking in the **User Library**  as User created NKS files do not appear in the factory library.

Problems?

If artwork is not displayed or the categories are not created there may be differences in how your VST plug-in is labelled compared to the database files. For all issues please visit the [Forum Thread](#)

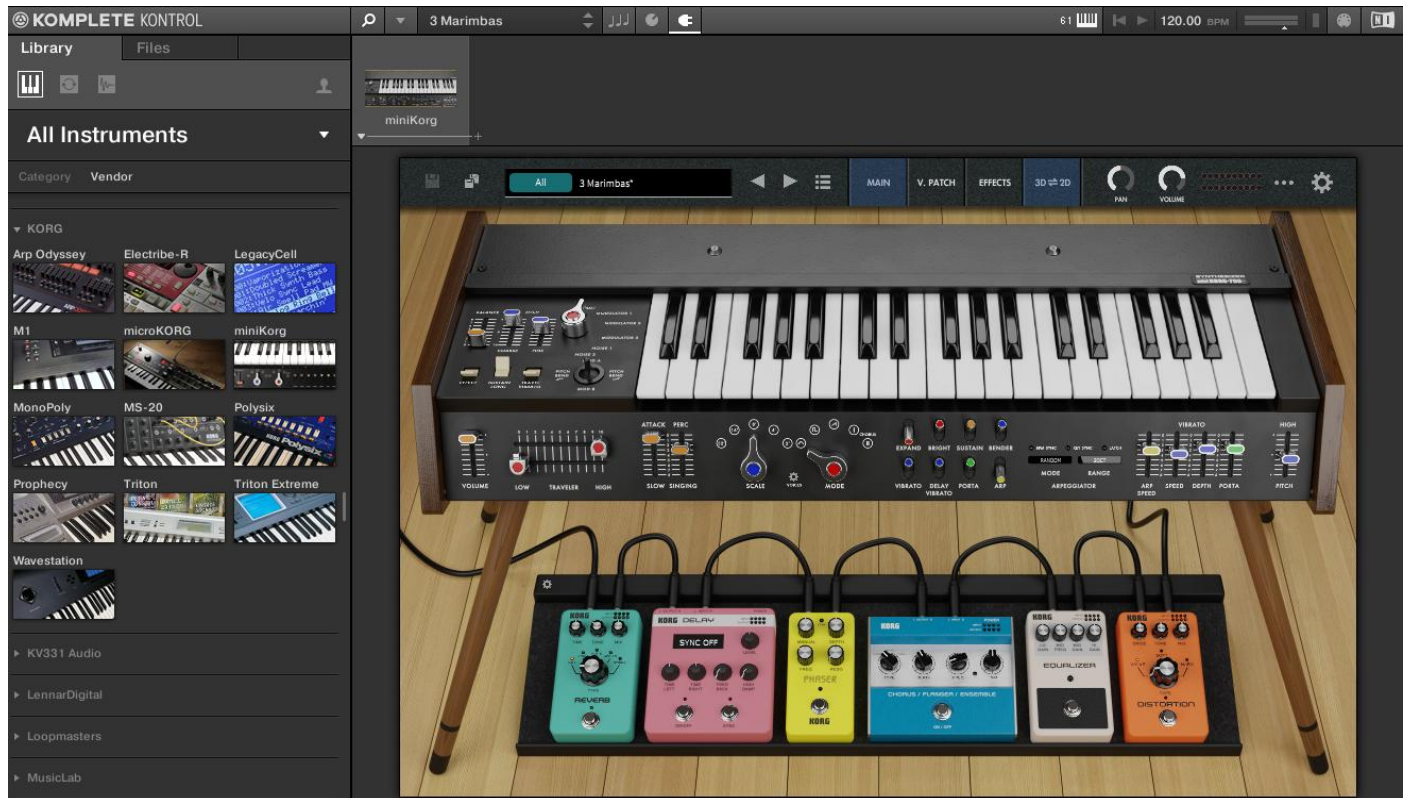
Installation Video PC:


<https://www.youtube.com/watch?v=d1XnEDdMu0s>

Installation Video Mac:

https://www.youtube.com/watch?v=amzq_T5kc90

The Preset Browser



Presets are accessed by selecting the **User library** icon at the top of the browser . It is also possible to integrate with your [Factory Library](#)

Banks have been created for expansions and “cards” within each instrument to allow browsing in the same way as the original instruments.

Selecting a preset from the list will open the plug-in and automatically load the preset. You can then use the mapped controls to start tweaking the sounds.

microKorg contains both Instrument presets and FX presets so you can select an FX slot in Komplete Kontrol or Maschine and choose to load the Vocoder presets as an effect.

Note About Installation Requirement: The unzipped NKS files require approx **15GB of HDD space**. This is because of the very inefficient way the Korg Triton/Extreme instrument stores presets when saved out of the VST.

Controller Mappings

All available controls in each instrument have been carefully mapped and labelled into organised pages for convenient control of each synth. There are some synths such as Triton and microKorg that contain different templates for different types of presets (layered/single/vocoder etc)

Below is a snapshot of the control layouts for each synth.

Arp Odyssey



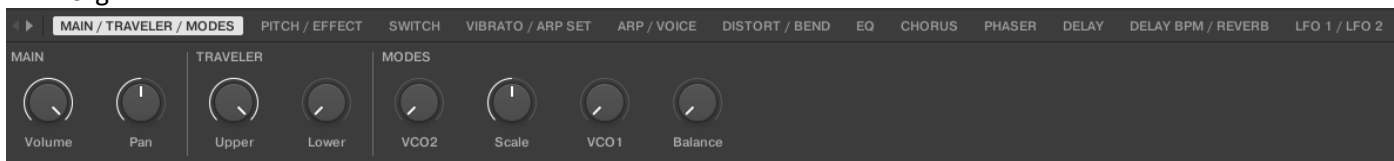
Legacy Cell



microKorg



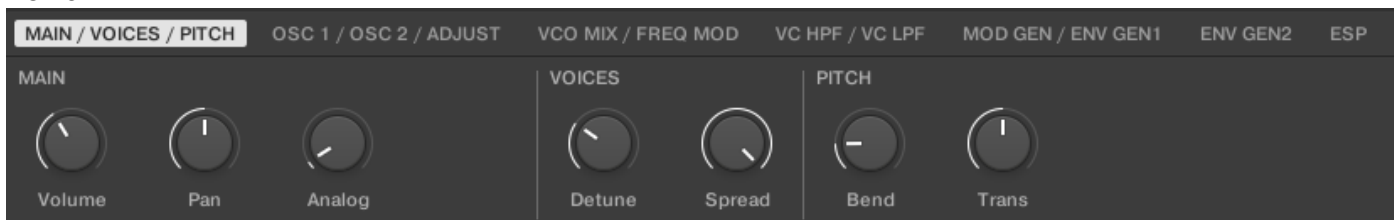
miniKorg



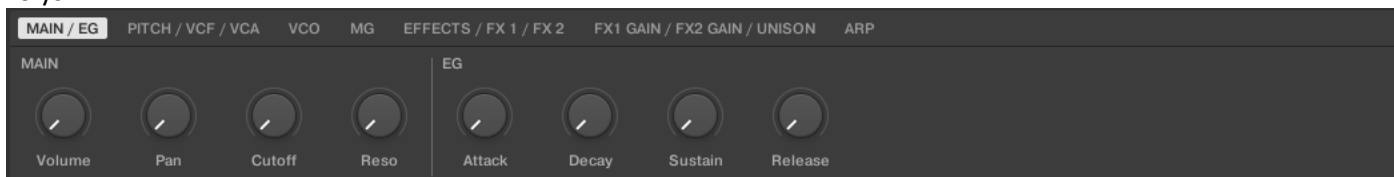
MonoPoly



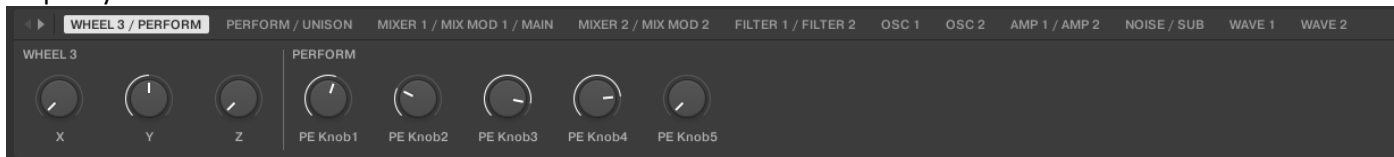
MS-20



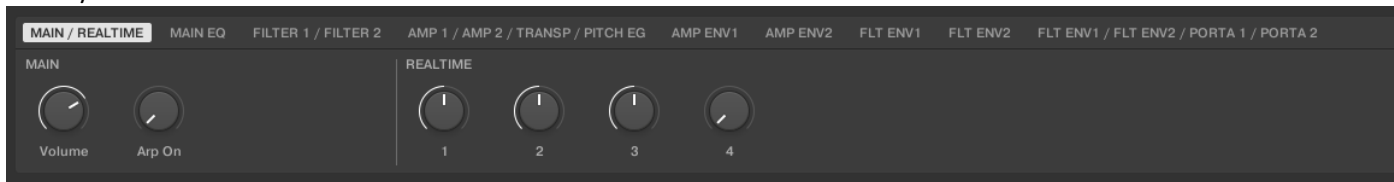
Polysix



Prophecy



Triton / Triton Extreme



FAQ?

Keep up to date with the latest NKS Library releases, updates and improvements

[Subscribe to our Monthly newsletter](#)

Can these presets be added to the Factory Library?

Yes they can. There are a couple of files that need to be created which are specific to your install locations. There are instructions on how to do this [Here](#)

Which Native Instruments Keyboard/Maschine hardware does this work with?

The NKS libraries will work with ANY Complete Keyboard or Maschine Hardware

I'm not hearing any sound previews?

Check your preview volume is up in the Factory library and check you have a .preview folder with sound files in it. Some presets may have missing files so please report any issues with presets stating the preset name and the instrument/library.

I've noticed some issues

If you find any issues with incorrectly saved presets, sound preview issues, incorrect tagging etc please let us know the details and we will try and fix this up as quickly as possible.

I'm having some installation\usability issues

If you are having issues with installing and using the preset library, check out the [Forum Thread](#) to ask other users who may have some solutions. Also, check above for installation videos. Feel free to contact us if you still have issues.

Images are not displaying for the libraries!

This is normally down to the installation of the database/image folders not being correct. In some cases the plugin name could be different. If you cannot resolve your issue feel free to contact us (links below).

Can I get other VSTs or preset library's created as NKS?

I can only create presets for instruments I own or have a copy of. I am always on the lookout for new VST instruments at good prices so may do more down the track. If you are able to offer me a legal copy of a VST or can transfer me the library I can have a look if it is possible to make NKS compatible. If you are a plugin developere it may also be possible to add NKS compatibility for official factory inclusion. Feel free to contact me.

Contact \ Links

Website: freelancesoundlabs.com
Email: admin@freelancesoundlabs.com
Old Forum: [\[Release\] 3rd Party NKS Preset Pack for Complete Kontrol](#)
New Forum: [Freelance Soundlabs 3rd Party NKS Libraries for Complete Kontrol / Maschine](#)
Facebook Page: <https://www.facebook.com/freelancesoundlabs/>
Youtube: <https://www.youtube.com/user/jestermgee>

Disclaimer / Legal

All product and company names are trademarks™ or registered® trademarks of their respective holders. We do not imply any affiliation or association with any of the companies and reference is in "fair use" terms. "Komplete Kontrol" and "Maschine" are trademarks or registered trademarks of Native Instruments®. VST is a registered trademark of Steinberg Some trademark references may appear in this document belonging to others with no association with Freelance Soundlabs, including references which may not display the ® symbol. All references to other trademarks belonging to third parties that appear in this document shall be understood to refer to those registered trademark owned by others.

No guarentee is offered that the included library will work in all cases. A test version can be downloaded before purchase as refunds are not offered for incompatibility, change of mind or any other reason. Because of the nature of the product refunds are not possible but assistance is available before purchase to best ensure things wll work for you.

Users are not authorised to share, distribute or host the files in this download with anyone else without the consent of Freelance SoundLabs. A lot of work goes into managing this project, hosting the files and writing documentation and I am also an active forum member helping out users. Income from these libraries helps to develop further libraries and support users. We actively check these libraries are not being distributed and each users download contains a hidden fingerprint which will result in your account being closed if files linked to your account are found available for download elsewhere so please do not distribute with others.

NKS Library: Korg Collection 3
Changelog

v3.0.0 (26 Nov 2022)

- Updated NKS files for VST3 compatibility
- Added Arp + Several other controls into template for Arp Odyssey

v2.6.0 (7 July 2022)

- Unified/Updated tagging over all NKS libraries and set library base version to 2.6.0

v2.5.4 (27 Aug 2021)

- Initial updated collection.
- Includes all Korg legacy instruments and additional Collection 3 instruments
- Updated version to reflect new collection